

ENJOYING VISUAL TECHNOLOGY

**SYDNEY VIDEO
MAKERS CLUB**



ELECTRONIC EYE

N E W S L E T T E R

August, 2011


2011

- 2- 3 Through the Presidents Lens
- 4- 5 Club Meeting Photos
- 6 Notice to Members AGM
- 7- 8 August Focus Night
 - 9 Focus Night 14th September
- 10 Attention Members by Gerry Benjamin
- 11 Competition Corner
- 12 Life's Journey
- 13-15 Technology Corner



Next Meeting
Wednesday
24 August

www.sydneyvideomakers.org.au



Through the President's Lens

Last Club night Scotty gave a great presentation on for planning and producing Travel videos. The main points that come to mind were to remember the story that you want to tell. Don't just video everything that moves or doesn't – tell a story. The story should be done through people, not by videoing walls around the world. The other important point was to research your travel location beforehand so you can choose interesting subjects.

* * *

The One Minute “Sell the Unsellable” video were very entertaining, showing the creativity of all the teams. Congratulations go to Ruskin whose video stood out in humour and quality of production!

* * *

In the focus night your humble servant gave a presentation on Special Effects. I tried to cover as much material as possible and address all levels. I started off explaining Masking, Green Screen and Keyframes (a.k.a Track Motion) and proceeded to demonstrate how to show your travel on a map using a car moving along the route and alternatively – moving line. I also demonstrated how I got a clip with a hopping Kangaroo and combined it with a clip with me, shadow boxing in front of a green screen, to produce a boxing match between me and the Kangaroo.

For people who are familiar with these effects, I explained and showed video clips about Rack Focus and Vignette effects, shooting in 24P or 25P and giving the video Cinematic effects with colour filters.

* * *

Dion will give club members a course on how to film efficiently with a crew on Saturday the 20th and Monday the 22nd of August. I enjoyed Dion's course last time as well as learnt a lot and I'll be in this one too.

* * *

In the up and coming August Club Night, Scotty will tell us about Producing Videos for

competition. Scotty will give a

review of Judging criteria and the judging

process used by the Club. Second session will be a workshop of Practical judging of sample screenings.

September Focus Night will be for the members to show their Travel Videos so make sure you have one to share.

On October Focus night, Neville Waller and Chris Saville will give a presentation on "Know your Camcorder".

* * *

Last but not least. We got permission from APRA to purchase a license that allows us to use popular music in our videos UNDER CERTAIN CONDITIONS that will be explained by Scotty. I always wanted to use music like Abba, The Seekers, Mozart to enhance the visuals in my videos.

Until next time,

Ami Levartovsky

Club President




Dion Wilton

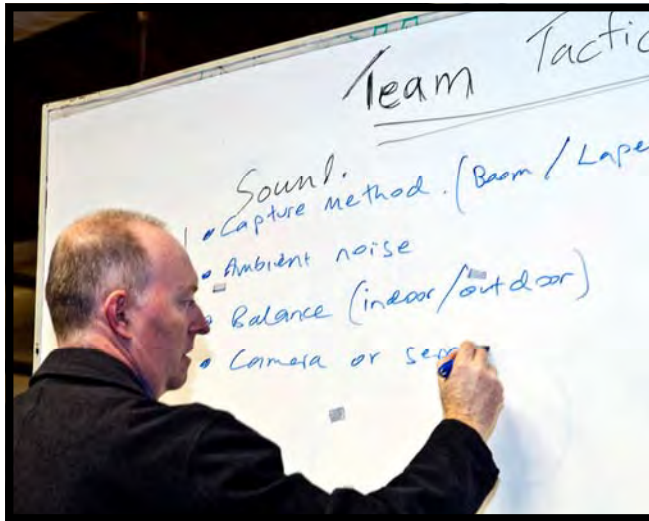
CLUB MEETING- 27 JULY, 2011



Ian Scott



John Maher



Michael O'Shea



Ian Scott




Beryl Stephens and Michael O'Shea



Dion Wilton



Phil Brighton



Beryl Stephens



Ruskin Spears and Gwen Roberts



John Maher and Ami Levartovsky



Carmen Maravillas, Margo and Bob Hallett, Juan Maravillas

NOTICE TO MEMBERS
ANNUAL GENERAL MEETING

Will be held

DURING CLUB NIGHT SEPTEMBER 2010

If you wish to add any point to the agenda for discussion written details must be lodged with the secretary by 6th September 2011, being 21 days before the meeting.

In accordance with the Club Constitution all Club Committee Positions are declared vacant at the AGM effective from 31 December 2011. Nominations from interested Members are required for appointment to the Club Committee.

Here is your opportunity to have your say and participate in running the Club to ensure that the Club remains active.

We cannot operate without a committee.

If you have any questions about committee nomination please ask a Member of the current committee.

I SCOTT SECRETARY SVMC

Sunday, 7 August 2011

AUGUST FOCUS NIGHT.

About twenty came along to see something “Special”, in fact Special Effects, Ami our President, was up front to give us some tips on how to apply some special effects to our own productions.

Ami opened with an interesting web based historical overview of special effects in the Motion Picture Industry from the earliest films like King Kong right up to today’s offerings. It is quite interesting, to observe the steady improvement in realism and effectiveness over the years. It is also interesting to note that some of the effects used yesteryear can now quite easily be done by you or me on an NLE at home in a few minutes.

An example of masking from a U Tube site was shown as an introduction.

Ami demonstrated two effects examples. First on the use of green screen, without too much trouble Ami managed to put himself into the frame fighting off a boxing Kangaroo. The second demonstration was about how to animate a “Travel Route” on a map. Firstly by animating a graphic of a car moving sown the route and later by having the route colour change with travel progress.

Unfortunately we lost a bit of time with some technical issues and could not cover any more effects.

Marg did a splendid job on catering whilst the techno issues were sorted out, so we had some healthy and effective discussion over a cuppa.



Ian Scott and Don Reade



Gerry Benjamin, David Rogers, Kent Fry

Photos by Margaret Tulloh

Ian Scott.
Secretary

FOCUS NIGHT 10TH AUGUST.



Peter Edwards and Chris Saville



Mike Elton



Graham Sainty and Ian Howard



Elmaz Kavaz, George Karadonian, Rob Necessian



Phil Brighton



Kerry Gibson



Gwen Roberts



Clare Waterworth and Ami Levartovsky

FOCUS NIGHT 14TH SEPTEMBER TRAVEL VIDEO NIGHT. IMPORTANT NOTICE.

In an earlier notice the Travel Night date was wrongly advertised as 28th September 2011 which is a club night and the date for our AGM.

The Travel night is on the September Focus Night the 14th of September.

The program is filling up, however we do need more submissions. Please notify I Scott on ianlor1@bigpond.com if you have a video. Just give Scotty your name a Title and duration. All Videos are assumed to be on DVD, let Scotty know if other media is involved.

The list will be on the notice board on Club night 24th August. If there is still space you can add to it then.

SEC. SVMC

ATTENTION MEMBERS

By Gerry Benjamin

On Monday 22nd at 7.00 PM on TVS channel 44 on the programme

Joy's World presented by Joy Hruby , you will see Joy interviewing me on

Pharmacy as it was then !!

This would be a good follow up from the 'INTERVIEWING' exercise conducted by

Kent on FOCUS night last month

The TVS 44 programme will be repeated on Tuesday 23rd at 1.30pm and Friday 26th at 8.0am

Joy has been a regular at our SVM meetings and Dion is one of her 'helpers' as is

Rob Nercessian, Kent Fry and Joy Saunders.

COMPETITION CORNER

I would like to congratulate the winners of the competition “Sell the Unsellable”.

I hope you have been all working hard toward the next competition “A Day in the Life of Sydney” the closing date 24th August (the next Club Meeting).

I would like to thank Gerry Benjamin for taking over at short notice and doing a very good job.



Ami Levartovsky & Gerry Benjamin



1st Place went to Ruskin Spears with Ami

Photos by Neville Waller



2nd Place went to “The Packers” Neville Waller Chris Saville, Kent Fry with Ami and Gerry



3rd Place went to “Toolang Group” Graham Sainty, Michael O’Shea, Peter Frolich, Elmaz Kavaz, Stuart Plant Michael Cleary with Ami and Gerry.

LIFE'S JOURNEY

BY MARGARET TULLOH.

After asking many members to write an article for the EE they think it is only fair that I also do the same. So here is a very short version:-

My life started at Killarney Private Hospital, Bellingen, New South Wales on the 22nd March, 1939 and from three months of age lived with my maternal Grandparents. My mother took her two daughters to her mother's settled them in and returned to Sydney.

My first few years of schooling was at St. Mary's Bellingen. I started at the age of 4 years and stayed till I was seven. As my Grandmother's health was deteriorating so my sister and I were taken to Sydney and sent to Boarding school at St Mary's, Liverpool. This school was for under-privileged children; there was no child there that had both parents. Enough said about that school.

At the end of my schooling in 3rd Year I was now 14 years old (still too young to leave school - you had to be fifteen), I sat for a scholarship to go to St Mary's Cathedral Business College, which I achieved. After finishing the business course my mother managed to get me a position with a solicitor, John Mahoney. I hated it. So went and got myself a position with the Commonwealth Bank. I started at Norton St, Leichhardt. After awhile I was transferred to Oxford St, and after many branches was transferred to the relief staff travelling around mainly country areas. It was a good life.

I married in 1962 and have three daughters and now have six grandchildren (four granddaughters and two grandsons).

I went back to work after the girls went to school, so applied to the Commonwealth Bank at the Chatswood branch as part time and after five years was asked by one of the clients to run his office in Collaroy. As the old saying goes in for a peanut in for a pound so off I went. It was a challenge as Thomson's Ceilings ran a staff of 80 men on different sites in the City and the Central Coast, one of which was the Entertainment Centre at Darling Harbour. I was always welcomed with open arms when I turned up in my boots and hard hat with their pay. They didn't seem to mind having me for their boss. I ran that office till the owner passed away, then started a new career, trying to make Brides Happy. I am still doing that today.

I joined SMVC three years ago to learn to use a camera I was given, and as you all know I am now on the committee doing many different jobs. (And still trying to keep men in check).

By the way there was another member born in Bellingen. (No other than Gerry Benjamin).

Technology Corner - Time-Lapse Videos

I know time-lapse videos are not new but the capability is now more affordable and the techniques are evolving making these videos even more awesome. Previously, you could only do it if the capability was built into the camera. However, with the help of the computer, you can create time-lapse videos with a still camera. So here is what I recently found out.

Before reading on, first watch these videos:

<http://vimeo.com/24456787> The Arctic Light

<http://vimeo.com/13816692> Monument Valley

Hopefully, you are suitably impressed.

You noticed that in the first one, the camera moved while shooting to add artistic effect. In the second one, there were several cameras involved to keep the pace and interest. A single point of view loses its interest after a while, so these additional effects are necessary.

I'll first describe how to produce time-lapse video with a still camera and then the rest.

Few DSLRs already have the Time-Lapse feature and Magic Lantern is developing this capability for Canon DSLRs, but for the rest, all you need is a \$20 Interval meter from eBay (prices vary, so look around) for your camera. Make sure the model of your camera is mentioned. If not – email the seller to inquire.



You set the camera on a solid base, with a full battery. If your video will be displayed at 30 fps, a 10 second clip could require 600 shots at 1 second interval (it is possible to use less- see later). You'll need a class 10 Extreme memory card if your DSLR uses SD cards and even then, the camera will struggle to write the huge still pix files to the card at that rate. Compact Flash memory cards (Canon 7d) are faster.

So now you can program the Interval Meter to 1 frame per second, aim your camera at an interesting scene and press the button. Some time later you'll stop and transfer the pix to a directory on your computer. Remember that HD Video is 1920x1080 which is just 2 MegaPixels compared with your still camera which is 10, 16, 18 or 22 MegaPixels which means that you can crop the photos before converting them to video without sacrificing resolution.

Next you'll need a free program called VirtualDub. VirtualDub is a GNU General Public License video editor. Basically, it's an open source piece of software intended for time-lapse, among many

other things. If you want to learn how to use it – go to YouTube and type “virtualdub” in the search dialog window. All you need to know for now that it let’s you make an AVI video from your still photos by telling it where is the first photo and how many photos per second (it can make a 30 fps video using 15 photos per second if you like).

The next challenge for the shoot is the motion for added effect. The simplest solution I saw on the net used an egg timer. That was on CheesyCam – a brilliant website for the improvisers amongst us that cannot afford a thousand dollars for an off-the-shelf gadget. That will provide a slow pan around the scene.




For horizontal motion we need a SLIDER. The slider can mount on one tripod (for a light camera) or two (one at each end) for stability.



A more advanced model uses a battery powered BBQ Spit Rotisserie motor.

This device has the potential of being used to move the base plate of a slider by tying one side of a string to the base plate and winding the other end on the spit driven by this motor.



The shortcoming of this system is that the speed is fixed (you can “program” it somewhat by varying the diameter of the rod the string is wound on). To be able to control the speed like they do on US\$900 Stage Zero Dolly which employs an Arduino controller which is a microcomputer designed for teaching children computer control. It does require computer programming and it’s not for the faint hearted.

The Arduino computer component is not expensive. Kits sell for \$50 and less and I will get into it after I indulge myself with a slider. I’ll keep you posted.



The other aspect of time-lapse video was using multiple cameras to add interest. If you photograph an event such as Sunrise or Sunset, the final product should switch between points of views like Philip Bloom does.

You could have 2 cameras pointing to different directions and the third zoomed in on alternate objects, providing the B Roll.

I hope I gave you something to think about and add to your repertoire, so until next time,

Ami Levartovsky

President:

Ami Levartovsky

Vice President:

John Maher

Secretary:

Ian Scott

Treasurer:

Peter Frohlich

The Club meets on the **FOURTH WEDNESDAY** of each month (except for November & December) at 8PM at the Dougherty Centre, Victor Street, Chatswood. Tea & Coffee are available from 7PM. FOCUS nights, which usually cover technical subjects, are held on the **SECOND WEDNESDAY** of each month (except January & December) at 7.30PM at the Dougherty Centre, Victor Street, Chatswood.

The Committee meets on the **FIRST WEDNESDAY** of each month. Members are always welcome to attend, and for meeting time and venue, see any committee member.

Member's guests may be invited to meetings; the first visit is free, subsequent visits are \$5. New members are always welcome. Annual membership is single \$56, self and spouse \$76, country member \$28 - with an initial joining fee of \$10.

Note: Equipment brought to a Club night is not covered by the Club's insurance. Members should study their household insurance and check whether their video equipment is covered away from their premises and consider whether their cover should be extended.

All articles in the "Electronic Eye" magazine are copyright. Reproduction is allowed by other video clubs providing both author and The Sydney Video Makers Club are acknowledged.

Disclaimer: In regard to any products, services or procedures which are either advertised or mentioned in this newsletter, members should determine for themselves the reliability and/or suitability for their own requirements. The Sydney Video Makers Club cannot accept responsibility for any product or service statements made herein, and the opinions and comments of any contributors are not necessarily those of the club or the Committee.



President	Ami Levartovsky	0419 041 901
Vice President	John Maher	9634 7229
Secretary	Ian Scott	0419 239 953
Treasurer	Peter Frohlich	0414 414 441
Membership Secretary	Peter Frohlich	0414 414 441
Competition Manager	Margaret Tulloh	9451 9718
Actor Liaison	Phil Brighton	9427 3614
Library Manager	John Maher	9634 7229
Voty Organiser		
Audio Director	Phil Brighton	9427 3614
Publicity Officer		
Editor Electronic Eye	Margaret Tulloh	9451 9718
Web Master	Kent Fry	0422 164 432
Help Desk Coordinator	Eddie Hanham	9327 4118
Meetings Coordinator	John Maher	9634 7229
Visitors Coordinator	Joy Saunders	9498 8003
Copyright Registrar		
Video Director		
Team Coordinator	Ami Levartovsky	0419 041 901
Catering	Elmaz Kavaz	9402 5797

**Please address all correspondence for Committee Action
to:
The Secretary,
Sydney Video Makers Club,
P.O. Box 1185,**